

MODIFICATION of V9 Spirograph by PG52

to add Bucket Wheel Excavator gears (BWE)


You will need to refer to the instructions for Rebricable.com MOC-7530.
The turntable top is basically the same. The ring size of the BWE gears is smaller but they do still fit on the guide wheels of the turntable base.

1. Remove all parts *except beam 11s* from page 113 step 20 through page 114 step 23. Remove all the parts that are put on from page 115 step 24 through page 122 step 38.

2. The 9L and 3-7L bent beams get changed out for two 4L 1/2 beams and a 3L beam respectively (See page 113 step 20 through page 114 step 23). You will need 12 of those new DBG spacers and change all connectors with the BWE gears to either blue long pins or DBG axledoublepins.



You have to change the blue axlepins (page 6 step 19 and page 20 step 1) to the new longer black ones (3L) in order for the drive train to turn the BWE gears. I also added a 1/2 bush (yellow) under the 8t gear (page 6 step 20). A 12 t gear can also be used with the original 160 tooth gear.




I also made several different gear sets for the Rotors. Remove the parts from page 39 step 52 and page 40 step 55. The first 3 gear sets use turntables 60t, 56t, and 28t and are very stable; then 36t gear and 40t gear. The last one can be a little wobbly. These can easily be taken off and another put on, changing the possibilities for the graphs. Please notice the changes in the driver gear for each.



60 tooth turntable gear set





56 tooth turntable gear set



28 tooth turntable gear set



Two 40 tooth gear sets



Parts List

	60483 X8
	32316 X6
	6632 X8
	32449 X4
	32062 X4
	4519 X4
	32073 X12
	94925 X2
	32498 X2
	3649 X2

	24121 X4
	48452 X2
	18939 X2
	99009 X2
	22961 X2
	3713 X4
	4265 X1
	6536 X12
	42003 X4
	32184 X4

	41678 X8
	18654 X12
	6558 X4
	2780 X42
	11214 X8
	18651 X6
	43093 X10
	3749 X4
	32270 X2
	32054 X6